

VIKAS WSP LIMITED


B-86/87, Udyog Vihar, RIICO, Industrial Area

Sriganganagar - 335 002 / INDIA

CIN : L24139HR1988PLC030300

E-mail : vikasvegan@yahoo.com , website : www.vikaswsp Ltd.in

Telephone : 91(154) 2494512/2494552 Fax : 91(154) 2494361/2475376



April 20, 2018

To
The General Manager,
Bombay Stock Exchange
Corporate Relation Department,
Phiroze Jeejeebhoy Tower,
Dalal Street, Mumbai – 400001

Ref: Vikas WSP Limited (Scrip Code-519307)

Subject: -Shareholding Pattern under Regulation 31(1)(b) of the SEBI (Listing Obligation and Disclosure Requirement) Regulations, 2015 for the quarter ended as on March 31, 2018.

Dear Sir/Madam,

Pursuant to Regulation 31(1)(b) of the SEBI (Listing Obligation and Disclosure Requirement) Regulations, 2015, please find attached herewith the shareholding pattern for the quarter ended as on March 31, 2018.

Kindly take the above information on record.

Thanking You,

Yours Faithfully,

For VIKAS WSP LIMITED


Bajrang Dass Aggarwal
Managing Director
00036553
123, Vinoba Basti
Sriganganagar -335001

Encl: As above



BSE LTD
ACKNOWLEDGEMENT

Acknowledgement No	: 2004201811174131	Date & Time : 20/04/2018 11:17:41 AM
Scrip Code	: 519307	
Entity Name	: VIKAS WSP LIMITED	
Compliance Type	: Regulation 31 - Shareholding pattern	
Quarter / Period	: 31/03/2018	
Mode	: E-Filing	



General information about company	
Scrip code	519307
NSE Symbol	
MSEI Symbol	
ISIN	INE706A01022
Name of the company	VIKAS WSP LIMITED
Whether company is SME	No
Class of Security	Equity Shares
Type of report	Quarterly
Quarter Ended / Half year ended/Date of Report (For Prelisting / Allotment)	31-03-2018
Date of allotment / extinguishment (in case Capital Restructuring selected) / Listing Date	
Shareholding pattern filed under	Regulation 31 (1) (b)



Declaration					
Sr. No.	Particular	Yes/No	Promoter and Promoter Group	Public shareholder	Non Promoter- Non Public
1	Whether the Listed Entity has issued any partly paid up shares?	No	No	No	No
2	Whether the Listed Entity has issued any Convertible Securities ?	No	No	No	No
3	Whether the Listed Entity has issued any Warrants ?	No	No	No	No
4	Whether the Listed Entity has any shares against which depository receipts are issued?	No	No	No	No
5	Whether the Listed Entity has any shares in locked-in?	Yes	Yes	Yes	No
6	Whether any shares held by promoters are pledge or otherwise encumbered?	Yes	Yes		
7	Whether company has equity shares with differential voting rights?	No	No	No	No




Table I - Summary Statement holding of specified securities											
Category (I)	Category of shareholder (II)	Nos. Of shareholders (III)	No. of fully paid up equity shares held (IV)	No. Of Partly paid-up equity shares held (V)	No. Of shares underlying Depository Receipts (VI)	Total nos. shares held (VII) = (IV)+(V)+(VI)	Shareholding as a % of total no. of shares (calculated as per SCRR, 1957) (VIII) As a % of (A+B+C2)	Number of Voting Rights held in each class of securities (IX)			
								No of Voting (XIV) Rights			Total as a % of (A+B+C)
								Class eg: X	Class eg: y	Total	
(A)	Promoter & Promoter Group	3	37943681			37943681	19.51	37943681		37943681	19.51
(B)	Public	43888	156495919			156495919	80.49	156495919		156495919	80.49
(C)	Non Promoter-Non Public										
(C1)	Shares underlying DRs										
(C2)	Shares held by Employee Trusts										
	Total	43891	194439600			194439600	100	194439600		194439600	100





Table I - Summary Statement holding of specified securities										
Category (I)	Category of shareholder (II)	No. Of Shares Underlying Outstanding convertible securities (X)	No. of Shares Underlying Outstanding Warrants (Xi)	No. Of Shares Underlying Outstanding convertible securities and No. Of Warrants (Xi) (a)	Shareholding , as a % assuming full conversion of convertible securities (as a percentage of diluted share capital) (XI)= (VII)+(X) As a % of (A+B+C2)	Number of Locked in shares (XII)		Number of Shares pledged or otherwise encumbered (XIII)		Number of equity shares held in dematerialized form (XIV)
						No. (a)	As a % of total Shares held (b)	No. (a)	As a % of total Shares held (b)	
(A)	Promoter & Promoter Group				19.51	12774832	33.67	16936900	44.64	37943681
(B)	Public				80.49	48500000	30.99			154229837
(C)	Non Promoter-Non Public									
(C1)	Shares underlying DRs									
(C2)	Shares held by Employee Trusts									
	Total				100	61274832	31.51	16936900	8.71	192173518




Table II - Statement showing shareholding pattern of the Promoter and Promoter Group											
Sr.	Category & Name of the Shareholders (I)	Nos. Of shareholders (III)	No. of fully paid up equity shares held (IV)	No. Of Partly paid-up equity shares held (V)	No. Of shares underlying Depository Receipts (VI)	Total nos. shares held (VII) = (IV)+(V)+(VI)	Shareholding as a % of total no. of shares (calculated as per SCRR, 1957) (VIII) As a % of (A+B+C2)	Number of Voting Rights held in each class of securities (IX)			
								No of Voting (XIV) Rights			Total as a % of Total Voting rights
								Class eg: X	Class eg:y	Total	
A	Table II - Statement showing shareholding pattern of the Promoter and Promoter Group										
(1)	Indian										
(a)	Individuals/Hindu undivided Family	3	37943681			37943681	19.51	37943681		37943681	19.51
Sub-Total (A)(1)		3	37943681			37943681	19.51	37943681		37943681	19.51
(2)	Foreign										
Total Shareholding of Promoter and Promoter Group (A)= (A)(1)+(A)(2)		3	37943681			37943681	19.51	37943681		37943681	19.51
B	Table III - Statement showing shareholding pattern of the Public shareholder										
(1)	Institutions										
(a)	Mutual Funds	6	10000			10000	0.01	10000		10000	0.01
(e)	Foreign Portfolio Investors	1	1000			1000	0	1000		1000	0
(f)	Financial Institutions/ Banks	8	852538			852538	0.44	852538		852538	0.44
Sub-Total (B)(1)		15	863538			863538	0.44	863538		863538	0.44
(3)	Non-institutions										
(a(i))	Individuals - i. Individual shareholders holding nominal share capital up to Rs. 2 lakhs.	41476	78115640			78115640	40.17	78115640		78115640	40.17
(a(ii))	Individuals - ii. Individual shareholders holding nominal share capital in excess of Rs. 2 lakhs.	28	57606463			57606463	29.63	57606463		57606463	29.63
(e)	Any Other (specify)	2369	19910278			19910278	10.24	19910278		19910278	10.24
Sub-Total (B)(3)		43873	155632381			155632381	80.04	155632381		155632381	80.04
Total Public Shareholding (B)=(B)(1)+(B)(2)+(B)(3)		43888	156495919			156495919	80.49	156495919		156495919	80.49
C	Table IV - Statement showing shareholding pattern of the Non Promoter- Non Public shareholder										
Total (A+B+C2)		43891	194439600			194439600	100	194439600		194439600	100
Total (A+B+C)		43891	194439600			194439600	100	194439600		194439600	100



Table II - Statement showing shareholding pattern of the Promoter and Promoter Group									
Sr.	No. Of Shares Underlying Outstanding convertible securities (X)	No. of Shares Underlying Outstanding Warrants (Xi)	No. Of Shares Underlying Outstanding convertible securities and No. Of Warrants (Xi) (a)	Shareholding , as a % assuming full conversion of convertible securities (as a percentage of diluted share capital) (XI)= (VII)+(X) As a % of (A+B+C2)	Number of Locked in shares (XII)		Number of Shares pledged or otherwise encumbered (XIII)		Number of equity shares held in dematerialized form (XIV)
					No. (a)	As a % of total Shares held (b)	No. (a)	As a % of total Shares held (b)	
A	Table II - Statement showing shareholding pattern of the Promoter and Promoter Group								
(1)	Indian								
(a)				19.51	12774832	33.67	16936900	44.64	37943681
Sub-Total (A) (1)				19.51	12774832	33.67	16936900	44.64	37943681
(2)	Foreign								
Total Shareholding of Promoter and Promoter Group (A)= (A)(1)+(A)(2)				19.51	12774832	33.67	16936900	44.64	37943681
B	Table III - Statement showing shareholding pattern of the Public shareholder								
(1)	Institutions								
(a)				0.01	0	0			0
(e)				0	0	0			1000
(f)				0.44	0	0			852538
Sub-Total (B) (1)				0.44	0	0			853538
(3)	Non-institutions								
(a(i))				40.17	0	0			75863558
(a(ii))				29.63	48500000	84.19			57606463
(e)				10.24	0	0			19906278
Sub-Total (B) (3)				80.04	48500000	31.16			153376299
Total Public Shareholding (B)=(B)(1)+(B)(2)+(B)(3)				80.49	48500000	30.99			154229837
C	Table IV - Statement showing shareholding pattern of the Non Promoter- Non Public shareholder								
Total (A+B+C2)				100	61274832	31.51			192173518
Total (A+B+C)				100	61274832	31.51	16936900	8.71	192173518



Individuals/Hindu undivided Family				
Serial No.	1	2	3	
Name of the Shareholders (I)	Bajrang Dass Aggarwal	Bimla Devi Jindal	Megh Raj	Click here to go back
PAN (II)	ACHPJ9024A	ABSPJ6495R	ACNPR1540B	Total
No. of fully paid up equity shares held (IV)	23732332	12774832	1436517	37943681
No. Of Partly paid-up equity shares held (V)				
No. Of shares underlying Depository Receipts (VI)				
Total nos. shares held (VII) = (IV)+ (V)+ (VI)	23732332	12774832	1436517	37943681
Shareholding as a % of total no. of shares (calculated as per SCRR, 1957) (VIII) As a % of (A+B+C2)	12.21	6.57	0.74	19.51
Number of Voting Rights held in each class of securities (IX)				
Class eg:X	23732332	12774832	1436517	37943681
Class eg:y				
Total	23732332	12774832	1436517	37943681
Total as a % of Total Voting rights	12.21	6.57	0.74	19.51
No. Of Shares Underlying Outstanding convertible securities (X)				
No. of Shares Underlying Outstanding Warrants (Xi)				
No. Of Shares Underlying Outstanding convertible securities and No. Of Warrants (Xi) (a)				
Shareholding , as a % assuming full conversion of convertible securities (as a percentage of diluted share capital) (XI)= (VII) +(Xi)(a) As a % of (A+B+C2)	12.21	6.57	0.74	19.51
Number of Locked in shares (XII)				
No. (a)	0	12774832	0	12774832
As a % of total Shares held (b)	0	100	0	33.67
Number of Shares pledged or otherwise encumbered (XIII)				
No. (a)	16936900	0	0	16936900
As a % of total Shares held (b)	71.37	0	0	44.64
Number of equity shares held in dematerialized form (XIV)	23732332	12774832	1436517	37943681
Reason for not providing PAN				
Reason for not providing PAN				




Shareholder type	Promoter	Promoter	Promoter	
------------------	----------	----------	----------	--


B



Individuals - ii. Individual shareholders holding nominal share capital in excess of Rs. 2 lakhs.				
Searial No.	1	2	3	
Name of the Shareholders (I)	Hanuman Prasad Goyal	Munni Devi Goyal	Naveen Goyal	Click here to go back
PAN (II)	ABVPG7484Q	AEJPG4271J	BABPG8637D	Total
No. of fully paid up equity shares held (IV)	17000000	17000000	14500000	48500000
No. Of Partly paid-up equity shares held (V)				
No. Of shares underlying Depository Receipts (VI)				
Total nos. shares held (VII) = (IV)+ (V)+ (VI)	17000000	17000000	14500000	48500000
Shareholding as a % of total no. of shares (calculated as per SCRR, 1957) (VIII) As a % of (A+B+C2)	8.74	8.74	7.46	24.94
Number of Voting Rights held in each class of securities (IX)				
Class eg: X	17000000	17000000	14500000	48500000
Class eg: y				
Total	17000000	17000000	14500000	48500000
Total as a % of Total Voting rights	8.74	8.74	7.46	24.94
No. Of Shares Underlying Outstanding convertible securities (X)				
No. of Shares Underlying Outstanding Warrants (Xi)				
No. Of Shares Underlying Outstanding convertible securities and No. Of Warrants (Xi) (a)				
Shareholding , as a % assuming full conversion of convertible securities (as a percentage of diluted share capital) (XI)= (VII) + (X) As a % of (A+B+C2)	8.74	8.74	7.46	24.94
Number of Locked in shares (XII)				
No. (a)	17000000	17000000	14500000	48500000
As a % of total Shares held (b)	100	100	100	100
Number of equity shares held in dematerialized form (XIV)	17000000	17000000	14500000	48500000
Reason for not providing PAN				
Reason for not providing PAN				




Any Other (specify)							
Serial No.	1	2	3	4	5	6	7
Category	Trusts	Foreign Nationals	HUF	Non-Resident Indian (NRI)	Overseas Corporate Bodies	Clearing Members	Bodies Corporate
Category / More than 1 percentage	Category	Category	Category	Category	Category	Category	Category
Name of the Shareholders (I)							
PAN (II)							
No. of the Shareholders (I)	5	1	1383	323	3	136	518
No. of fully paid up equity shares held (IV)	54700	2000	6394547	3202516	57000	1428655	8770860
No. Of Partly paid-up equity shares held (V)							
No. Of shares underlying Depository Receipts (VI)							
Total nos. shares held (VII) = (IV)+ (V)+ (VI)	54700	2000	6394547	3202516	57000	1428655	8770860
Shareholding as a % of total no. of shares (calculated as per SCRR, 1957) (VIII) As a % of (A+B+C2)	0.03	0	3.29	1.65	0.03	0.73	4.51
Number of Voting Rights held in each class of securities (IX)							
Class eg: X	54700	2000	6394547	3202516	57000	1428655	8770860
Class eg: y							
Total	54700	2000	6394547	3202516	57000	1428655	8770860
Total as a % of Total Voting rights	0.03	0	3.29	1.65	0.03	0.73	4.51
No. Of Shares Underlying Outstanding convertible securities (X)							
No. of Shares Underlying Outstanding Warrants (Xi)							
No. Of Shares Underlying Outstanding convertible securities and No. Of Warrants (Xi) (a)							
Shareholding , as a % assuming full conversion of convertible securities (as a percentage of diluted share capital) (XI)= (VII) +(X) As a % of (A+B+C2)	0.03	0	3.29	1.65	0.03	0.73	4.51
Number of Locked in shares (XII)							
No. (a)	0	0	0	0	0	0	0
As a % of total Shares held (b)	0	0	0	0	0	0	0
Number of equity shares held in dematerialized form (XIV)	50700	2000	6394547	3202516	57000	1428655	8770860
Reason for not providing PAN							



Reason for not providing PAN							
---------------------------------	--	--	--	--	--	--	--

B



Any Other (specify)	
Serial No.	
Category	
Category / More than 1 percentage	
Name of the Shareholders (I)	Click here to go back
PAN (II)	Total
No. of the Shareholders (I)	2369
No. of fully paid up equity shares held (IV)	19910278
No. Of Partly paid-up equity shares held (V)	
No. Of shares underlying Depository Receipts (VI)	
Total nos. shares held (VII) = (IV)+ (V)+ (VI)	19910278
Shareholding as a % of total no. of shares (calculated as per SCRR, 1957) (VIII) As a % of (A+B+C2)	10.24
Number of Voting Rights held in each class of securities (IX)	
Class eg: X	19910278
Class eg:y	
Total	19910278
Total as a % of Total Voting rights	10.24
No. Of Shares Underlying Outstanding convertible securities (X)	
No. of Shares Underlying Outstanding Warrants (Xi)	
No. Of Shares Underlying Outstanding convertible securities and No. Of Warrants (Xi) (a)	
Shareholding , as a % assuming full conversion of convertible securities (as a percentage of diluted share capital) (XI)= (VII) +(X) As a % of (A+B+C2)	10.24
Number of Locked in shares (XII)	
No. (a)	0
As a % of total Shares held (b)	0
Number of equity shares held in dematerialized form (XIV)	19906278
Reason for not providing PAN	
Reason for not providing PAN	

