

## Introductory sub-table (I)(a)

Name of the Company: VIKAS WSP LIMITED			
Scrip Code, Name of the scrip, class of security: BSE-519307-VIKASWSP & NSE--EQ			
Quarter ended: JUNE 30, 2015			
Partly paid-up shares:-	No. of partly paid-up shares	As a % of total no. of partly paid-up shares	As a % of total no. of shares of the company
Held by promoter/promoter group	0	0	0
Held by public	0	0	0
Total - D	0	0	0
Outstanding convertible securities:-	No. of outstanding securities	As a % of total no. of outstanding convertible securities	As a % of total no. of shares of the company, assuming full conversion of the convertible securities
Held by promoter/promoter group	0	0	0
Held by public	0	0	0
Total - E	0	0	0
Warrants:-	No. of warrants	As a % of total no. of warrants	As a % of total no. of shares of the company, assuming full conversion of warrants
Held by promoter/promoter group	0	0	0
Held by public	0	0	0
Total - F	0	0	0
Total paid-up capital of the company, assuming full conversion of warrants and convertible securities		137439600	100

For Vikas WSP Limited

Company Secretary

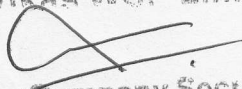
Statement Showing Shareholding Pattern								
Category code	Category of Shareholder	Number of Shareholders	Table (I)(a)		Total shareholding as a percentage of total number of shares		Shares Pledged or otherwise encumbered	
			Total number of shares	Number of shares held in dematerialized form	As a percentage of (A+B) <sup>1</sup>	As a percentage of (A+B+C)	Number of shares	As a percentage
(I)	(II)	(III)	(IV)	(V)	(VI)	(VII)	(VIII)	(IX) = (VIII)/(IV)*100
<b>(A)</b>	<b>Shareholding of Promoter and Promoter</b>							
<b>1</b>	<b>Indian</b>							
(a)	Individuals/ Hindu Undivided Family	3	34214781	34214781	24.89	24.89	17108000	50.00
(b)	Central Government/ State Government(s)				0.00	0.00		#DIV/0!
(c)	Bodies Corporate				0.00	0.00		#DIV/0!
(d)	Financial Institutions/ Banks				0.00	0.00		#DIV/0!
(e)	Any Others(Specify)				0.00	0.00		#DIV/0!
(e-i)					0.00	0.00		#DIV/0!
(e-ii)					0.00	0.00		#DIV/0!
	<b>Sub Total(A)(1)</b>	<b>3</b>	<b>34214781</b>	<b>34214781</b>	<b>24.89</b>	<b>24.89</b>	<b>17108000</b>	<b>50.00</b>
<b>2</b>	<b>Foreign</b>							
a	Individuals (Non-Residents Individuals/ Foreign Individuals)				0.00	0.00		#DIV/0!
b	Bodies Corporate				0.00	0.00		#DIV/0!
c	Institutions				0.00	0.00		#DIV/0!
d	Qualified Foreign Investor				0.00	0.00		#DIV/0!
e-i	Any Others(Specify)				0.00	0.00		#DIV/0!
e-ii					0.00	0.00		#DIV/0!
	<b>Sub Total(A)(2)</b>	<b>0</b>	<b>0</b>	<b>0</b>	<b>0.00</b>	<b>0.00</b>	<b>0</b>	<b>#DIV/0!</b>
	<b>Total Shareholding of Promoter and</b>	<b>3</b>	<b>34214781</b>	<b>34214781</b>	<b>24.89</b>	<b>24.89</b>	<b>17108000</b>	<b>50.00</b>
<b>(B)</b>	<b>Public shareholding</b>							
<b>1</b>	<b>Institutions</b>							
(a)	Mutual Funds/ UTI	6	10000		0.01	0.01		
(b)	Financial Institutions / Banks	7	825241	825241	0.60	0.60		
(c)	Central Government/ State Government(s)				0.00	0.00		
(d)	Venture Capital Funds				0.00	0.00		
(e)	Insurance Companies				0.00	0.00		
(f)	Foreign Institutional Investors	1	1000	1000	0.00	0.00		
(g)	Foreign Venture Capital Investors				0.00	0.00		
(h)	Qualified Foreign Investor				0.00	0.00		
(i)	Any Other (specify)							
	<b>Sub-Total (B)(1)</b>	<b>14</b>	<b>836241</b>	<b>826241</b>	<b>0.61</b>	<b>0.61</b>		

For Vikas WSP Limited  
  
 Company Secretary



<b>B 2</b>	<b>Non-institutions</b>						
(a)	Bodies Corporate	794	17613475	17613475	12.82	12.82	
(b)	Individuals				0.00	0.00	
I	Individuals -i. Individual shareholders holding nominal share capital up to Rs 1 lakh	44590	65186144	62764312	47.43	47.43	
II	ii. Individual shareholders holding nominal share capital in excess of Rs. 1 lakh.	60	15245129	15245129	11.09	11.09	
(c)	Any Other (specify)				0.00	0.00	
(c-i)	Trusts	6	67400	63400	0.05	0.05	
(c-ii)	Clearing Member	138	2447363	2447363	1.78	1.78	
(c-iii)	Non-Resident Indian (Repat)	169	1287352	1287352	0.94	0.94	
(c-iv)	Non-Resident Indian (Non-Repat)	76	482715	482715	0.35	0.35	
(c-v)	Overseas Corporate Bodies	3	57000	57000	0.04	0.04	
(c-vi)	Qualified Foreign Investor				0.00	0.00	
(c-vii)					0.00	0.00	
(c-viii)							
	<b>Sub-Total (B)(2)</b>	<b>45836</b>	<b>102386578</b>	<b>99960746</b>	<b>74.50</b>	<b>74.50</b>	
(B)	<b>Total Public Shareholding (B)= (B)(1)+(B)(2)</b>	<b>45850</b>	<b>103222819</b>	<b>100786987</b>	<b>75.11</b>	<b>75.11</b>	
	<b>TOTAL (A)+(B)</b>	<b>45853</b>	<b>137437600</b>	<b>135001768</b>	<b>100.00</b>	<b>100.00</b>	
(C)	<b>Shares held by Custodians and against which Depository Receipts have been issued</b>						
1	Promoter and Promoter Group		0			0.00	#DIV/0!
2	Public		0			0.00	
	<b>Sub-Total (C)</b>	<b>0</b>	<b>0</b>	<b>0</b>		<b>0</b>	<b>0</b>
	<b>GRAND TOTAL (A)+(B)+(C)</b>	<b>45853</b>	<b>137437600</b>	<b>135001768</b>		<b>100.00</b>	<b>17108000</b> 12.45

For Vikas WSP Limited

  
Company Secretary

Sr.No	Notes
1	
2	
3	
4	
5	
6	
7	
8	
9	

**For Vikas WSP Limited**




**Company Secretary**

(I)(b) Statement showing holding of securities (including shares, warrants, convertible securities) of persons belonging to the category "Promoter and Promoter Group"

Sr. No.	Name of the shareholder	Details of Shares held		Encumbered shares (*)			Details of warrants		Details of convertible securities		Total shares (including underlying shares assuming full conversion of warrants and convertible securities) as a % of diluted share capital
		Number of shares held	As a % of grand total (A) +(B) +( C )	No.	As a percentage	As a % of grand total (A)+(B)+(C) of sub-clause (I)(a )	Number of warrants held	As a % total number of warrants of the same class	Number of convertible securities held	As a % total number of convertible securities of the same class	
(i)	(ii)	(iii)	(iv)	(v)	(vi)=(v)/(iii)*100	(vii)	(viii)	(ix)	(x)	(xi)	(xii)
1	BAJRANG DASS AGGARWAL	23903432	17.39	17108000	71.57	12.45		#DIV/0!		#DIV/0!	
2	MEGH RAJ	6036517	4.39	0	0.00	0.00		#DIV/0!		#DIV/0!	
3	BIMLA DEVI JINDAL	4274832	3.11	0	0.00	0.00		#DIV/0!		#DIV/0!	
TOTAL		34214781	24.89	17108000	50.00	12.45	0	#DIV/0!	0	#DIV/0!	0

(\*) The term "encumbrance" has the same meaning as assigned to it in regulation 28(3) of the SAST Regulations, 2011

For Vikas WSP Limited  
  
 Company Secretary



(I)(c)(i) Statement showing holding of securities (including shares, warrants, convertible securities) of persons belonging to the category "Public" and holding more than 1% of the total number of shares

Sr. No.	Name of the shareholder	Number of shares held	Shares as a percentage of total number of shares (i.e., Grand Total (A)+(B)+(C) indicated in Statement at para (I)(a) above}	Details of warrants		Details of convertible securities		Total shares (including underlying shares assuming full conversion of warrants and convertible securities) as a % of diluted share capital
				Number of warrants held	As a % total number of warrants of the same class	Number of convertible securities held	% w.r.t total number of convertible securities of the same class	
1	VANDANA SECURITIES PVT LTD	1882235	1.36952		#DIV/0!		#DIV/0!	AAACF4438J
2	FORESIGHT HOLDINGS PVT.LTD	1854000	1.34898		#DIV/0!		#DIV/0!	AAACK2325F
3	KCP SUGAR AND INDUSTRIES CORPORATION LIMITED	1588721	1.15596		#DIV/0!		#DIV/0!	AAACV1058L
4	SURESH KUMAR GUPTA	1426841	1.03817		#DIV/0!		#DIV/0!	AAACV6970B
			0.00000		#DIV/0!		#DIV/0!	AAOCS9796A
			0.00000		#DIV/0!		#DIV/0!	AAZPG6172A
			0.00000		#DIV/0!		#DIV/0!	
			0.00000		#DIV/0!		#DIV/0!	
			0.00000		#DIV/0!		#DIV/0!	
			0.00000		#DIV/0!		#DIV/0!	
			0.00000		#DIV/0!		#DIV/0!	
			0.00000		#DIV/0!		#DIV/0!	
			0.00000		#DIV/0!		#DIV/0!	
			0					
TOTAL		6751797	4.91	0	#DIV/0!	0	#DIV/0!	0

For VIKAS WSP LIMITED



Company Secretary

(I)(c)(ii) Statement showing holding of securities (including shares, warrants, convertible securities) of persons (together with PAC) belonging to the category "Public" and holding more than 5% of the total number of shares of the company

Sr. No.	Name(s) of the shareholder(s) and the Persons Acting in Concert (PAC) with them	Number of shares	Shares as a percentage of total number of shares {i.e., Grand Total (A)+(B)+(C) indicated in Statement at para (I)(a) above}	Details of warrants		Details of convertible securities		Total shares (including underlying shares assuming full conversion of warrants and convertible securities) as a % of diluted share capital
				Number of warrants	As a % total number of warrants of the same class	Number of convertible securities held	% w.r.t total number of convertible securities of the same class	
1	NIL		0.00		#DIV/0!		#DIV/0!	
2			0.00		#DIV/0!		#DIV/0!	
3			0.00		#DIV/0!		#DIV/0!	
4			0.00		#DIV/0!		#DIV/0!	
5			0.00		#DIV/0!		#DIV/0!	
6			0.00		#DIV/0!		#DIV/0!	
7			0.00		#DIV/0!		#DIV/0!	
8			0.00		#DIV/0!		#DIV/0!	
9			0.00		#DIV/0!		#DIV/0!	
10			0.00		#DIV/0!		#DIV/0!	
<b>TOTAL</b>		<b>0</b>	<b>0.00</b>	<b>0</b>	<b>#DIV/0!</b>	<b>0</b>	<b>#DIV/0!</b>	<b>0</b>

For VIKAS WSP LIMITED

Company Secretary

(I)(d) Statement showing details of locked-in shares

Sr. No.	Name of the shareholder	Number of locked-in shares	Locked-in shares as a percentage of total number of shares {i.e., Grand Total (A)+(B)+(C) indicated in Statement at para (I)(a) above}
1	NIL		0.00
2			0.00
3			0.00
4			0.00
5			0.00
6			0.00
7			0.00
8			0.00
9			0.00
TOTAL		0	0.00

For VIKAS WSP LIMITED


  
Company Secretary



(II)(a) Statement showing details of Depository Receipts (DRs)

Sr. No.	Type of outstanding DR (ADRs, GDRs, SDRs, etc.)	Number of outstanding DRs	Number of shares underlying outstanding DRs	Shares underlying outstanding DRs as a percentage of total number of shares {i.e., Grand Total (A)+(B)+(C) indicated in Statement at para (I)(a) above}
1	NIL			0.00
2				0.00
3				0.00
4				0.00
5				0.00
6				0.00
7				0.00
8				0.00
9				0.00
TOTAL		0	0	0.00


For VIKAS WSP LIMITED

  
Company Secretary

(II)(b) Statement showing holding of Depository Receipts (DRs), where underlying shares held by "promoter/promoter group" are in excess of 1% of the total number of shares

Sr. No.	Name of the DR Holder	Type of outstanding DR (ADRs, GDRs, SDRs, etc.)	Number of shares underlying outstanding DRs	Shares underlying outstanding DRs as a percentage of total number of shares {i.e., Grand Total (A)+(B)+(C) indicated in Statement at para (I)(a) above}
1	NIL			0.00
2				0.00
3				0.00
4				0.00
5				0.00
6				0.00
7				0.00
8				0.00
9				0.00
TOTAL			0	0.00


For VIKAS WSP LIMITED



Company Secretary

Vikas Wsp Limited						
DISTRIBUTION OF SHAREHOLDING (SHARES) Report Type - All(NSDL+CDSL+PHYSICAL)						
SR.NO.	SHAREHOLDING OF SHARES			SHAREHOLDER	PERCENTAGE OF TOTAL	TOTALSHARES
1	1	to	500	26879	58.6187	5776035
2	501	to	1000	9097	19.8391	8276790
3	1001	to	2000	4103	8.948	6766670
4	2001	to	3000	1651	3.6006	4370870
5	3001	to	4000	798	1.7403	2939044
6	4001	to	5000	828	1.8057	3967856
7	5001	to	10000	1221	2.6628	9215569
8	10001	to	ABOVE	1277	2.7849	96126766
Total				45854	100	137439600
						100.0000

For VIKAS WSP LIMITED



Company Secretary